

Battery & Cellphone Collection:

Quick Start Guide

The
**Battery
Network**

Welcome to The Battery Network. Follow the guide below to safely start collecting batteries and cellphones for recycling.



DO NOT PLACE DAMAGED, DEFECTIVE, OR RECALLED BATTERIES INTO THIS BOX

BE CAREFUL WITH SOFT SIDED BATTERIES AND DO NOT PUT THEM UNDER HEAVY BATTERIES.



No Swollen Batteries



No Damaged Batteries

1 Prepare



Remove the shrink-wrap and lift the front flap of the outer box to reveal inner box. Do not remove or damage the flame-retardant liner.

2 Build



Insert header tabs into top slots, side flaps into back slots and neatly position bags.

3 Check



SCAN
HERE
for
Battery
ID Guide

Check each battery's chemistry to ensure it is accepted in this recycling kit. Visually inspect each box and remove foreign objects to avoid safety incident.

Support

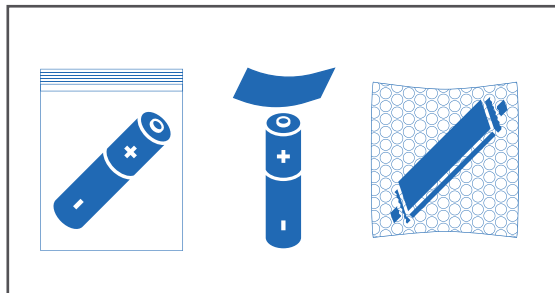
CALL
1.877.723.1297

EMAIL
connect@batterynetwork.org

Safety Information:
batterynetwork.org/safety

General Information:
batterynetwork.org

4 Protect



Individually bag and seal any batteries or cellphones requiring protection. (Soft sided batteries must be placed in bubble-wrap bags at the top of the box.) Cover the terminals with **NON-CONDUCTIVE TAPE** if no **CLEAR BAGS** are available. For cellphones, data removal is the responsibility of the device holder prior to drop-off.

5 Drop




Drop sealed bag(s) into the box. Write the collection start date on the back of the box at the time of first use. Collect batteries for one year or until max weight (66 lbs/ 30 kgs) is reached.

6 Pack & Ship



Fill any empty space with bubble wrap or crumpled paper. Close and seal the box (release header tabs and side flaps, remove backing from the inside adhesive strips, and fold side flaps in). **Do not ship if over 66 lbs/30 kgs.**

Keep the prepaid return label uncovered, add your return address, and ship with your carrier's next pickup.



Scan Here
for
Program Resources

The
Battery
Network

Train everyone associated with the handling, collection, or shipment of batteries to prevent fire and safety incidents.

Recycle These in This Box

Rechargeable Batteries:

Up to 11 lbs & under 300 watt-hours

- Lithium Ion (Li-ion)
- Small Sealed Lead Acid (SSLA/Pb)
- Nickel Cadmium (Ni-Cd)
- Nickel Metal Hydride (Ni-MH)
- Nickel Zinc (Ni-ZN)

Primary (Single Use) Batteries:

- Lithium Primary
- Carbon Zinc
- Alkaline
- Button and Coin Cell

Cellphones:

(All types and ages)

Bag or tape to prevent terminals from touching.

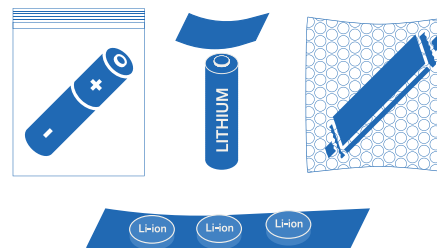
Place only one battery (or cellphone with battery) in a clear plastic bag.

Non-conductive packing tape may also be used to cover terminals.

All button and coin cell batteries need terminal protection.

DO NOT cover the battery brand name or chemistry.

Ensure Soft Sided Batteries are bubble bagged.



Do Not Recycle These in This Box

NO damaged or defective batteries

NO batteries part of a recall

NO wet-cell batteries (car batteries)

NO batteries weighing over 11 lbs

NO batteries over 300 watt-hours (such as those in electric scooters, electric bikes, outdoor power equipment, etc.)

Important

Bubble bag all soft sided batteries
Place at top of box. Do not place heavy batteries
on top of soft sided batteries.

The performance certification of this package requires that it be filled, assembled, and used in accordance with the instructions herein. The use of substitute components or packing methods, or failure to follow the supplied instructions, may result in a package that is not compliant with this certification. Instructions valid until revoked or superseded. This Special Permit for transporting mixed batteries is offered through the The Battery Network program, using Special Permit SP-14849. A copy of this special permit is maintained at batterynetwork.org/certifications-and-audits

This box ships under special permit DOT SP-14849
Read all provided instructions prior to use.

The Battery Network Safety & Compliance Advisory
The Battery Network has a strict safety policy to ensure all battery shipments arrive at a sorting facility without incident. Program participants that do not comply with these rules may face suspension or termination.

DO NOT remove, manipulate, or damage the flame-retardant liner.